

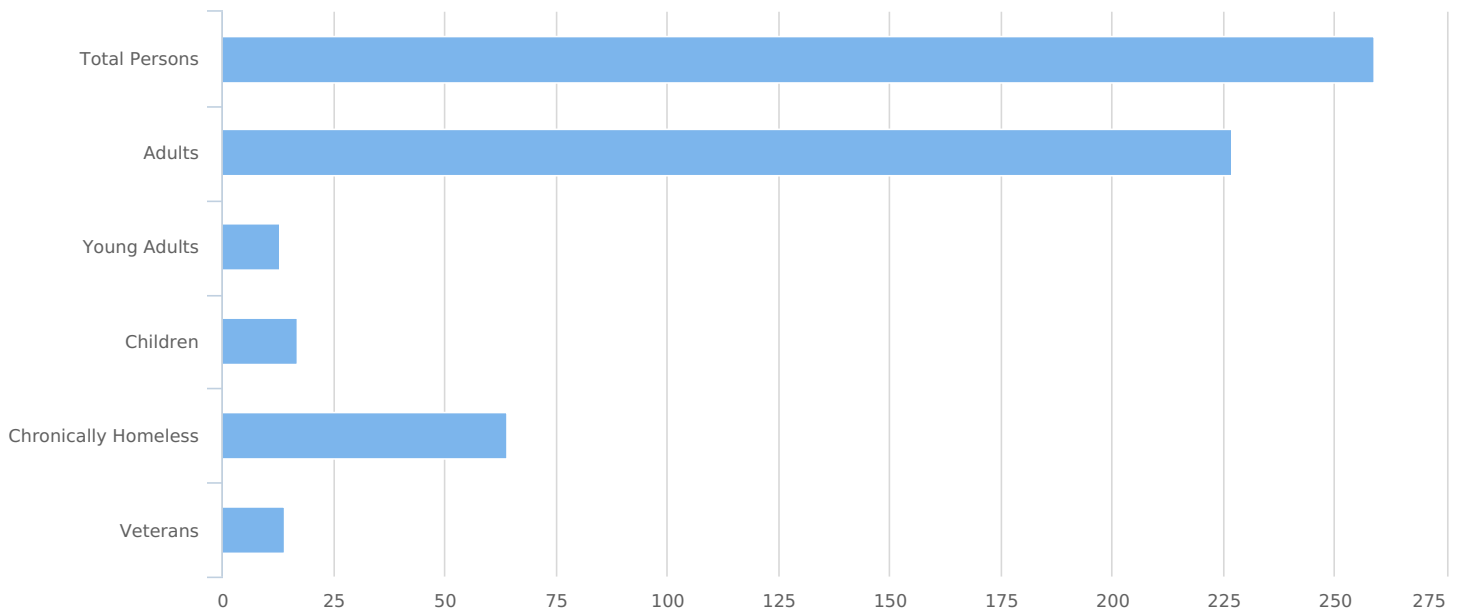
HUD Point in Time Report - Unsheltered

Count:	Okaloosa and Walton Counties 2023 Point in Time Count	Geography:	All Geographies
Created by:	McManus,Dianne	Created on:	02/02/2023 12:14 PM

Summary

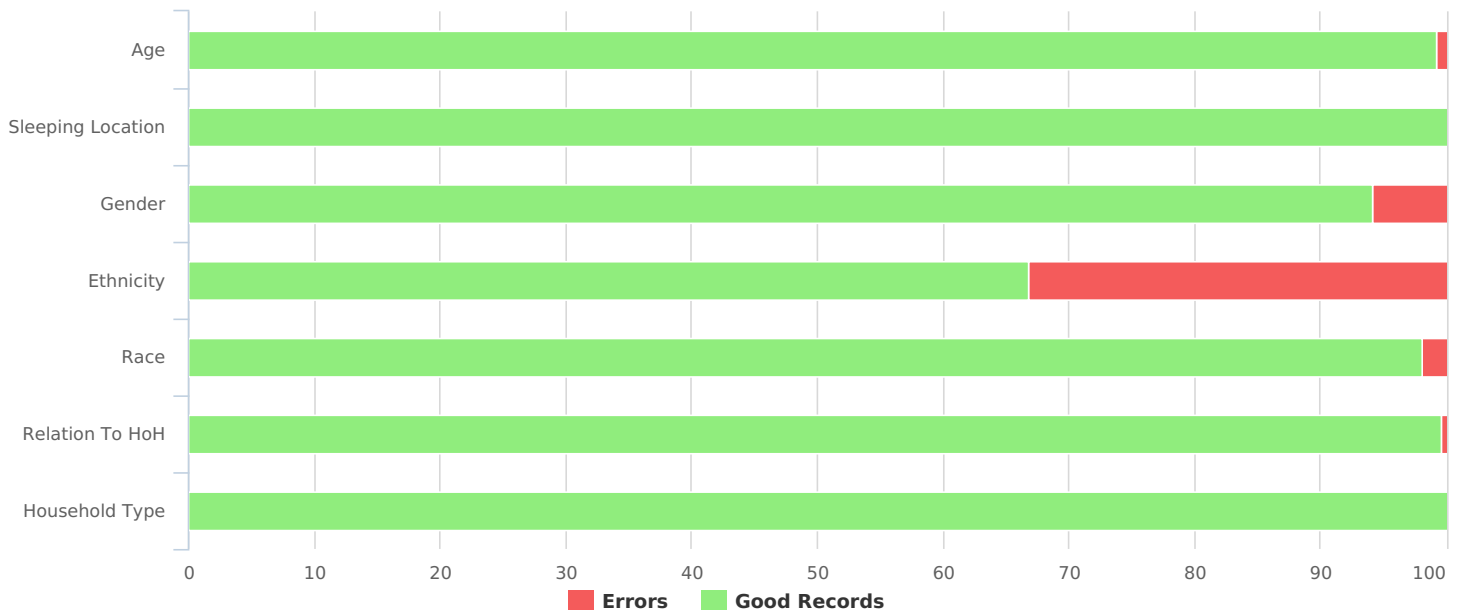


Total number of persons	259
Number of children (under age 18)	17
Number of youth (age 18 to 24)	13
Number of adults (age 25 to 34)	37
Number of adults (age 35 to 44)	64
Number of adults (age 45 to 54)	55
Number of adults (age 55 to 64)	54
Number of adults (age 65 or older)	17
Observed age 25 or older	2
Unknown Age	0
Chronically Homeless	64
Veterans	14



Data Quality Checks

Persons Missing Age Information	2
Persons Missing Sleeping Location	0
Persons Missing Gender	15
Persons Missing Ethnicity	86
Persons Missing Race	5
Persons Missing Relation to HoH	1
Persons with Unknown Household Type	0



All Households

Households with at Least One Adult and One Child

Household and Person Breakdown

Total number of households	9
Total number of persons	33
Number of children (under age 18)	16
Number of youth (age 18 to 24)	2
Number of adults (age 25 to 34)	6
Number of adults (age 35 to 44)	6
Number of adults (age 45 to 54)	2
Number of adults (age 55 to 64)	0
Number of adults (age 65 or older)	1
Observed age 25 or older	0

Gender

Female	16
Male	12
Transgender	0
A gender other than singularly female or male (e.g., non-binary, genderfluid, agender, culturally specific gender)	0
Questioning	0

Ethnicity

Non-Hispanic/Non-Latin(a)(o)(x)	19
Hispanic/Latin(a)(o)(x)	0

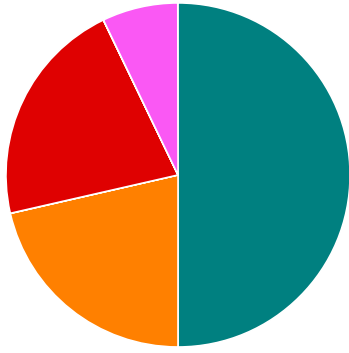
Race

White	14
Black, African American, or African	6
Asian or Asian American	0
American Indian, Alaska Native, or Indigenous	6
Native Hawaiian or Pacific Islander	0
Multiple Races	2

Chronically Homeless

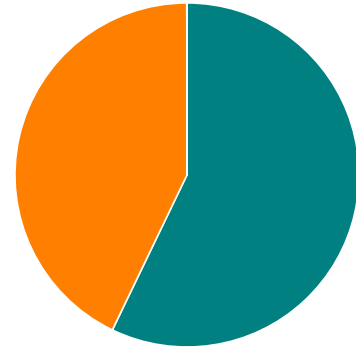
Total number of households	3
Total number of persons	11

Race



White Black or African American Asian
American Indian Native Hawaiian Multiple

Gender



Female Male Transgender
A gender other than singularly... Questioning

Households without Children

Household and Person Breakdown

Total number of households	217
Total number of persons	225
Number of youth (age 18 to 24)	11
Number of adults (age 25 to 34)	31
Number of adults (age 35 to 44)	58
Number of adults (age 45 to 54)	53
Number of adults (age 55 to 64)	54
Number of adults (age 65 or older)	16
Observed age 25 or older	2

Gender

Female	64
Male	148
Transgender	0
A gender other than singularly female or male (e.g., non-binary, genderfluid, agender, culturally specific gender)	3
Questioning	0

Ethnicity

Non-Hispanic/Non-Latin(a)(o)(x)	144
Hispanic/Latin(a)(o)(x)	8

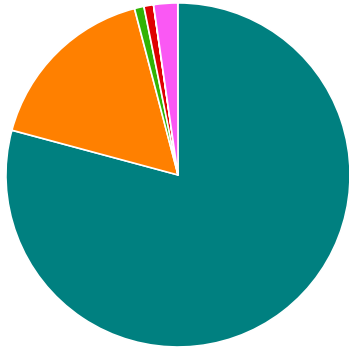
Race

White	175
Black, African American, or African	37
Asian or Asian American	2
American Indian, Alaska Native, or Indigenous	2
Native Hawaiian or Pacific Islander	0
Multiple Races	5

Chronically Homeless

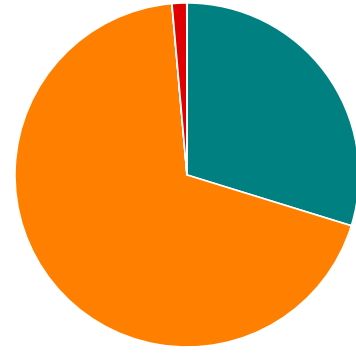
Total number of persons	53
-------------------------	----

Race



White Black or African American Asian
American Indian Native Hawaiian Multiple

Gender



Female Male Transgender
A gender other than singularly... Questioning

Households with Only Children

Household and Person Breakdown

Total number of households	1
Total number of children (persons under age 18)	1

Gender

Female	0
Male	1
Transgender	0
A gender other than singularly female or male (e.g., non-binary, genderfluid, agender, culturally specific gender)	0
Questioning	0

Ethnicity

Non-Hispanic/Non-Latin(a)(o)(x)	1
Hispanic/Latin(a)(o)(x)	0

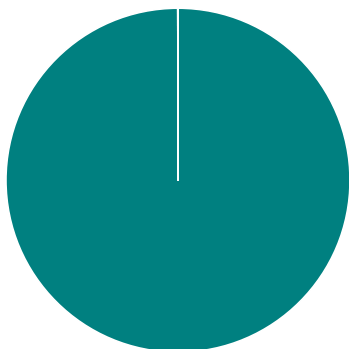
Race

White	1
Black, African American, or African	0
Asian or Asian American	0
American Indian, Alaska Native, or Indigenous	0
Native Hawaiian or Pacific Islander	0
Multiple Races	0

Chronically Homeless

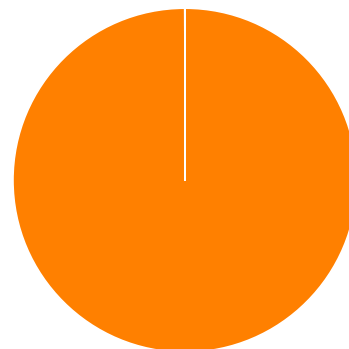
Total number of persons	0
-------------------------	---

Race



■ White
 ■ Black or African American
 ■ Asian
 ■ American Indian
 ■ Native Hawaiian
 ■ Multiple

Gender



■ Female
 ■ Male
 ■ Transgender
 ■ A gender other than singularly...
 ■ Questioning

Veteran Households

Veteran Households with at Least One Adult and One Child

Household and Person Breakdown

Total number of households	0
Total number of persons	0
Total number of Veterans	0

Gender (veterans only)

Female	0
Male	0
Transgender	0
A gender other than singularly female or male (e.g., non-binary, genderfluid, agender, culturally specific gender)	0
Questioning	0

Ethnicity (veterans only)

Non-Hispanic/Non-Latin(a)(o)(x)	0
Hispanic/Latin(a)(o)(x)	0

Race (veterans only)

White	0
Black, African American, or African	0
Asian or Asian American	0
American Indian, Alaska Native, or Indigenous	0
Native Hawaiian or Pacific Islander	0
Multiple Races	0

Chronically Homeless

Total number of households	0
Total number of persons	0

Race

Gender

■ White
 ■ Black or African American
 ■ Asian
■ American Indian
 ■ Native Hawaiian
 ■ Multiple

■ Female
 ■ Male
 ■ Transgender
■ A gender other than singularly...
 ■ Questioning

Veteran Households without Children

Household and Person Breakdown

Total number of households	14
Total number of persons	14
Total Number of Veterans	14

Gender (veterans only)

Female	2
Male	11
Transgender	0
A gender other than singularly female or male (e.g., non-binary, genderfluid, agender, culturally specific gender)	1
Questioning	0

Ethnicity (veterans only)

Non-Hispanic/Non-Latin(a)(o)(x)	13
Hispanic/Latin(a)(o)(x)	0

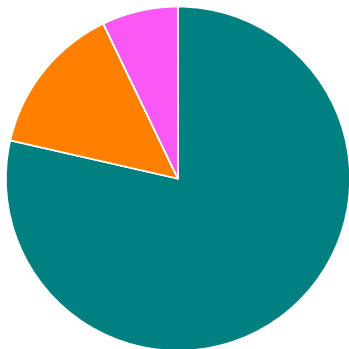
Race (veterans only)

White	11
Black, African American, or African	2
Asian or Asian American	0
American Indian, Alaska Native, or Indigenous	0
Native Hawaiian or Pacific Islander	0
Multiple Races	1

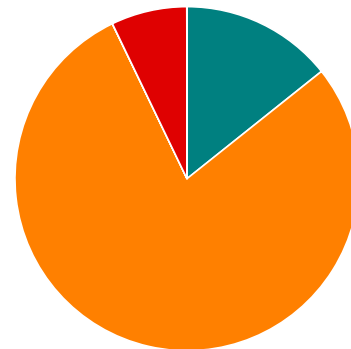
Chronically Homeless

Total number of households	0
Total number of persons	0

Race



Gender



■ White
 ■ Black or African American
 ■ Asian
■ American Indian
 ■ Native Hawaiian
 ■ Multiple

■ Female
 ■ Male
 ■ Transgender
■ A gender other than singularly...
 ■ Questioning

Youth Households

Unaccompanied Youth Households

Household and Person Breakdown

Total number of unaccompanied youth households	12
Total number of unaccompanied youth	12
Number of unaccompanied youth (under age 18)	1
Number of unaccompanied youth (age 18 to 24)	11

Gender (unaccompanied youth)

Female	3
Male	8
Transgender	0
A gender other than singularly female or male (e.g., non-binary, genderfluid, agender, culturally specific gender)	0
Questioning	0

Ethnicity (unaccompanied youth)

Non-Hispanic/Non-Latin(a)(o)(x)	9
Hispanic/Latin(a)(o)(x)	0

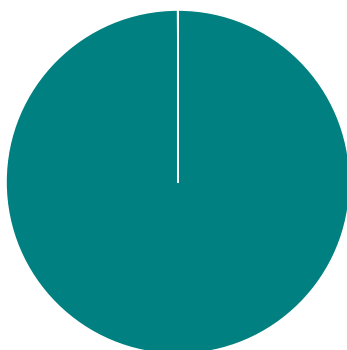
Race (unaccompanied youth)

White	12
Black, African American, or African	0
Asian or Asian American	0
American Indian, Alaska Native, or Indigenous	0
Native Hawaiian or Pacific Islander	0
Multiple Races	0

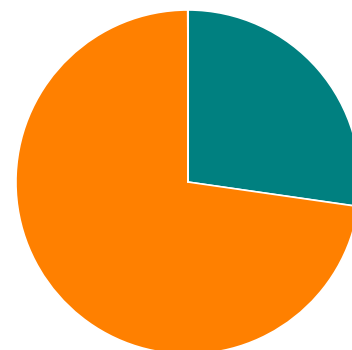
Chronically Homeless

Total number of persons	0
-------------------------	---

Race



Gender



■ White
 ■ Black or African American
 ■ Asian
 ■ American Indian
 ■ Native Hawaiian
 ■ Multiple

■ Female
 ■ Male
 ■ Transgender
 ■ A gender other than singularly...
 ■ Questioning

Parenting Youth

Household and Person Breakdown

Total number of parenting youth households	0
Total number of persons in parenting youth households	0
Total Parenting Youth (youth parents only)	0
Total Children in Parenting Youth Households	0
Number of parenting youth under age 18	0
Children in households with parenting youth under age 18	0
Number of parenting youth age 18 to 24	0
Children in households with parenting youth age 18 to 24	0

Gender (youth parents only)

Female	0
Male	0
Transgender	0
A gender other than singularly female or male (e.g., non-binary, genderfluid, agender, culturally specific gender)	0
Questioning	0

Ethnicity (youth parents only)

Non-Hispanic/Non-Latin(a)(o)(x)	0
Hispanic/Latin(a)(o)(x)	0

Race (youth parents only)

White	0
Black, African American, or African	0
Asian or Asian American	0
American Indian, Alaska Native, or Indigenous	0
Native Hawaiian or Pacific Islander	0
Multiple Races	0

Chronically Homeless

Total number of households	0
Total number of persons	0

Race

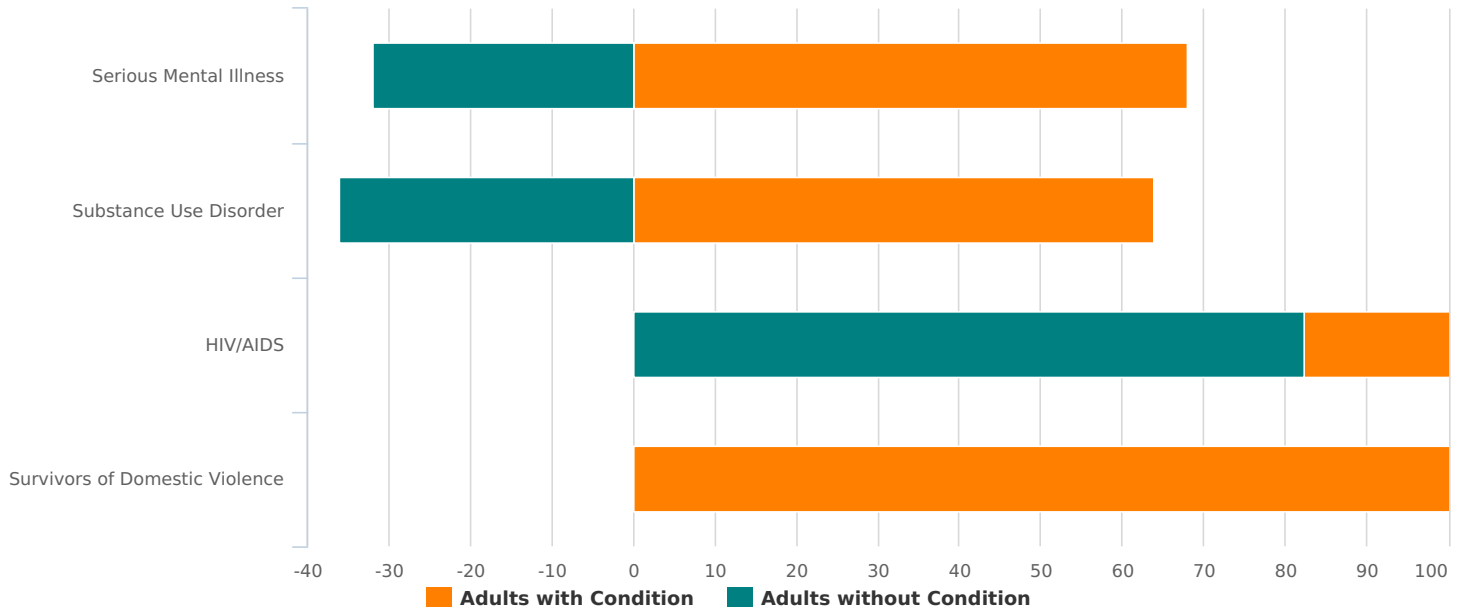
Gender

■ White ■ Black or African American ■ Asian
■ American Indian ■ Native Hawaiian ■ Multiple

■ Female ■ Male ■ Transgender
■ A gender other than singularly... ■ Questioning

Additional Homeless Populations (Adults Only)

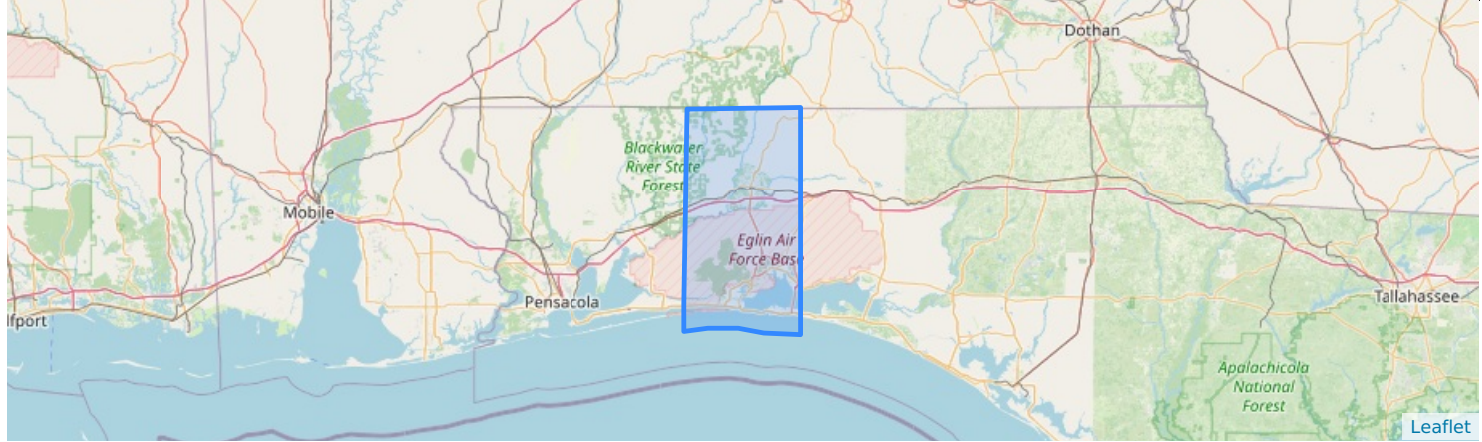
Adults with a Serious Mental Illness	32
Adults with a Substance Use Disorder	39
Adults with HIV/AIDS	3
Adult Survivors of Domestic Violence (optional)	17



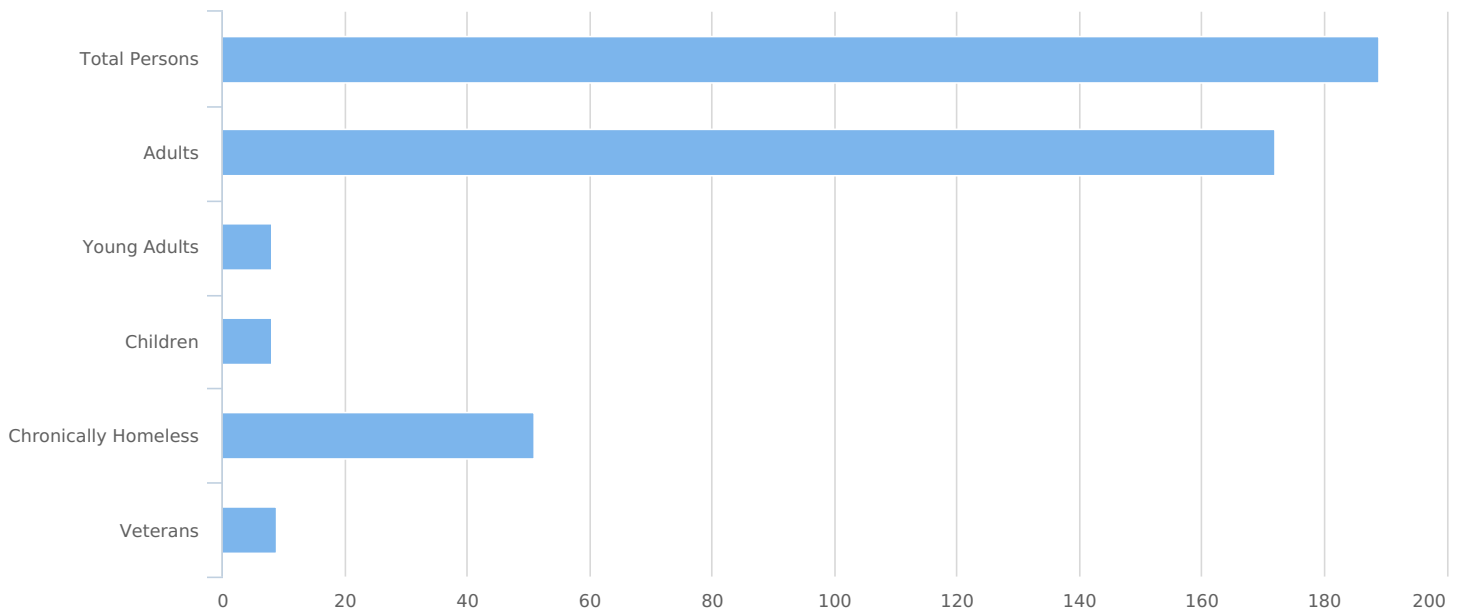
HUD Point in Time Report - Unsheltered

Count:	Okaloosa and Walton Counties 2023 Point in Time Count	Geography:	Okaloosa
Created by:	McManus,Dianne	Created on:	02/02/2023 12:20 PM

Summary

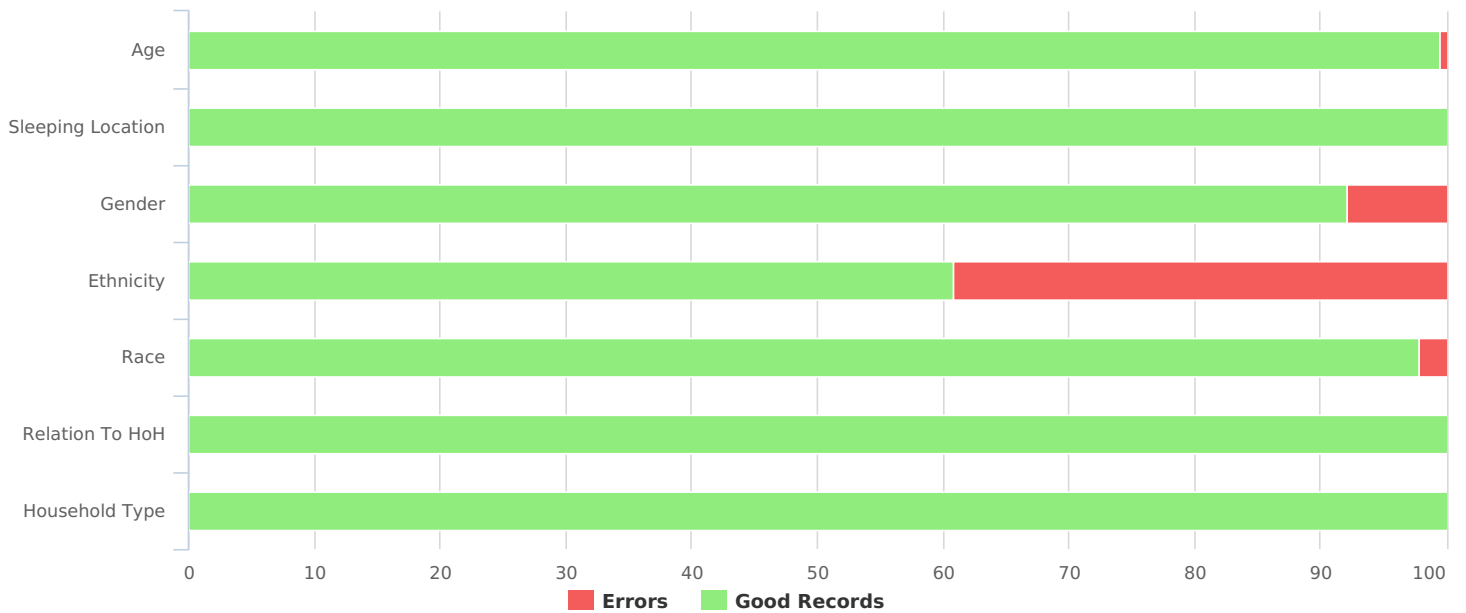


Total number of persons	189
Number of children (under age 18)	8
Number of youth (age 18 to 24)	8
Number of adults (age 25 to 34)	29
Number of adults (age 35 to 44)	43
Number of adults (age 45 to 54)	41
Number of adults (age 55 to 64)	46
Number of adults (age 65 or older)	13
Observed age 25 or older	1
Unknown Age	0
Chronically Homeless	51
Veterans	9



Data Quality Checks

Persons Missing Age Information	1
Persons Missing Sleeping Location	0
Persons Missing Gender	15
Persons Missing Ethnicity	74
Persons Missing Race	4
Persons Missing Relation to HoH	0
Persons with Unknown Household Type	0



All Households

Households with at Least One Adult and One Child

Household and Person Breakdown

Total number of households	4
Total number of persons	14
Number of children (under age 18)	8
Number of youth (age 18 to 24)	1
Number of adults (age 25 to 34)	3
Number of adults (age 35 to 44)	2
Number of adults (age 45 to 54)	0
Number of adults (age 55 to 64)	0
Number of adults (age 65 or older)	0
Observed age 25 or older	0

Gender

Female	7
Male	2
Transgender	0
A gender other than singularly female or male (e.g., non-binary, genderfluid, agender, culturally specific gender)	0
Questioning	0

Ethnicity

Non-Hispanic/Non-Latin(a)(o)(x)	2
Hispanic/Latin(a)(o)(x)	0

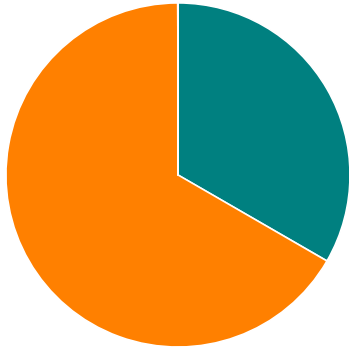
Race

White	3
Black, African American, or African	6
Asian or Asian American	0
American Indian, Alaska Native, or Indigenous	0
Native Hawaiian or Pacific Islander	0
Multiple Races	0

Chronically Homeless

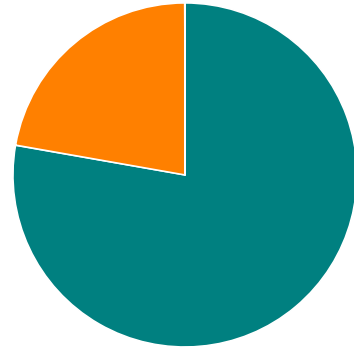
Total number of households	2
Total number of persons	7

Race



White Black or African American Asian
American Indian Native Hawaiian Multiple

Gender



Female Male Transgender
A gender other than singularly... Questioning

Households without Children

Household and Person Breakdown

Total number of households	170
Total number of persons	175
Number of youth (age 18 to 24)	7
Number of adults (age 25 to 34)	26
Number of adults (age 35 to 44)	41
Number of adults (age 45 to 54)	41
Number of adults (age 55 to 64)	46
Number of adults (age 65 or older)	13
Observed age 25 or older	1

Gender

Female	47
Male	116
Transgender	0
A gender other than singularly female or male (e.g., non-binary, genderfluid, agender, culturally specific gender)	2
Questioning	0

Ethnicity

Non-Hispanic/Non-Latin(a)(o)(x)	105
Hispanic/Latin(a)(o)(x)	7

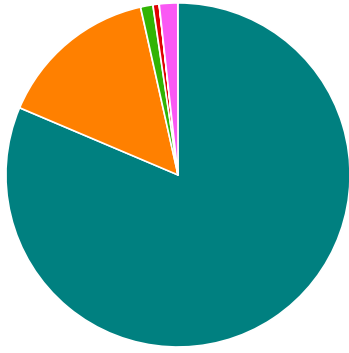
Race

White	140
Black, African American, or African	26
Asian or Asian American	2
American Indian, Alaska Native, or Indigenous	1
Native Hawaiian or Pacific Islander	0
Multiple Races	3

Chronically Homeless

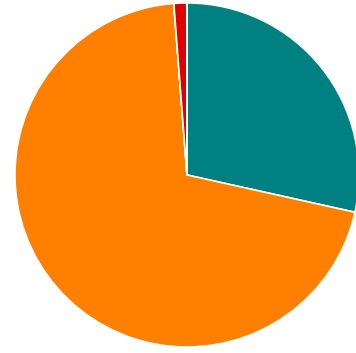
Total number of persons	44
-------------------------	----

Race



White Black or African American Asian
American Indian Native Hawaiian Multiple

Gender



Female Male Transgender
A gender other than singularly... Questioning

Households with Only Children

Household and Person Breakdown

Total number of households	0
Total number of children (persons under age 18)	0

Gender

Female	0
Male	0
Transgender	0
A gender other than singularly female or male (e.g., non-binary, genderfluid, agender, culturally specific gender)	0
Questioning	0

Ethnicity

Non-Hispanic/Non-Latin(a)(o)(x)	0
Hispanic/Latin(a)(o)(x)	0

Race

White	0
Black, African American, or African	0
Asian or Asian American	0
American Indian, Alaska Native, or Indigenous	0
Native Hawaiian or Pacific Islander	0
Multiple Races	0

Chronically Homeless

Total number of persons	0
-------------------------	---

Race

Gender

■ White
 ■ Black or African American
 ■ Asian
■ American Indian
 ■ Native Hawaiian
 ■ Multiple

■ Female
 ■ Male
 ■ Transgender
■ A gender other than singularly...
 ■ Questioning

Veteran Households

Veteran Households with at Least One Adult and One Child

Household and Person Breakdown

Total number of households	0
Total number of persons	0
Total number of Veterans	0

Gender (veterans only)

Female	0
Male	0
Transgender	0
A gender other than singularly female or male (e.g., non-binary, genderfluid, agender, culturally specific gender)	0
Questioning	0

Ethnicity (veterans only)

Non-Hispanic/Non-Latin(a)(o)(x)	0
Hispanic/Latin(a)(o)(x)	0

Race (veterans only)

White	0
Black, African American, or African	0
Asian or Asian American	0
American Indian, Alaska Native, or Indigenous	0
Native Hawaiian or Pacific Islander	0
Multiple Races	0

Chronically Homeless

Total number of households	0
Total number of persons	0

Race

Gender

■ White
 ■ Black or African American
 ■ Asian
■ American Indian
 ■ Native Hawaiian
 ■ Multiple

■ Female
 ■ Male
 ■ Transgender
■ A gender other than singularly...
 ■ Questioning

Veteran Households without Children

Household and Person Breakdown

Total number of households	9
Total number of persons	9
Total Number of Veterans	9

Gender (veterans only)

Female	0
Male	8
Transgender	0
A gender other than singularly female or male (e.g., non-binary, genderfluid, agender, culturally specific gender)	1
Questioning	0

Ethnicity (veterans only)

Non-Hispanic/Non-Latin(a)(o)(x)	9
Hispanic/Latin(a)(o)(x)	0

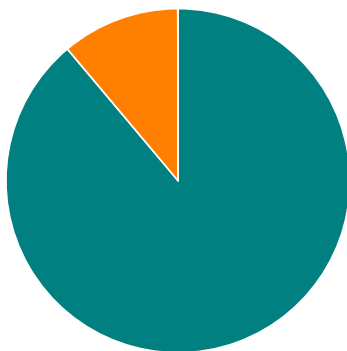
Race (veterans only)

White	8
Black, African American, or African	1
Asian or Asian American	0
American Indian, Alaska Native, or Indigenous	0
Native Hawaiian or Pacific Islander	0
Multiple Races	0

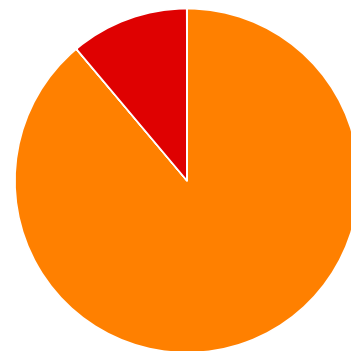
Chronically Homeless

Total number of households	0
Total number of persons	0

Race



Gender



■ White
 ■ Black or African American
 ■ Asian
■ American Indian
 ■ Native Hawaiian
 ■ Multiple

■ Female
 ■ Male
 ■ Transgender
■ A gender other than singularly...
 ■ Questioning

Youth Households

Unaccompanied Youth Households

Household and Person Breakdown

Total number of unaccompanied youth households	7
Total number of unaccompanied youth	7
Number of unaccompanied youth (under age 18)	0
Number of unaccompanied youth (age 18 to 24)	7

Gender (unaccompanied youth)

Female	2
Male	4
Transgender	0
A gender other than singularly female or male (e.g., non-binary, genderfluid, agender, culturally specific gender)	0
Questioning	0

Ethnicity (unaccompanied youth)

Non-Hispanic/Non-Latin(a)(o)(x)	4
Hispanic/Latin(a)(o)(x)	0

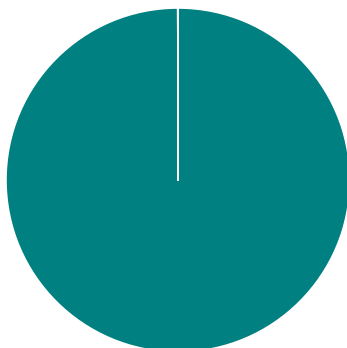
Race (unaccompanied youth)

White	7
Black, African American, or African	0
Asian or Asian American	0
American Indian, Alaska Native, or Indigenous	0
Native Hawaiian or Pacific Islander	0
Multiple Races	0

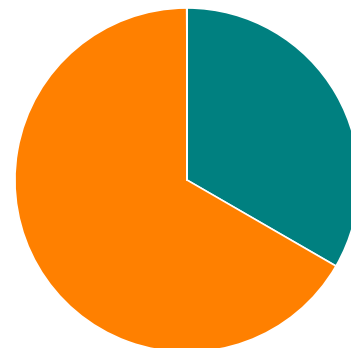
Chronically Homeless

Total number of persons	0
-------------------------	---

Race



Gender



■ White
 ■ Black or African American
 ■ Asian
 ■ American Indian
 ■ Native Hawaiian
 ■ Multiple

■ Female
 ■ Male
 ■ Transgender
 ■ A gender other than singularly...
 ■ Questioning

Parenting Youth

Household and Person Breakdown

Total number of parenting youth households	0
Total number of persons in parenting youth households	0
Total Parenting Youth (youth parents only)	0
Total Children in Parenting Youth Households	0
Number of parenting youth under age 18	0
Children in households with parenting youth under age 18	0
Number of parenting youth age 18 to 24	0
Children in households with parenting youth age 18 to 24	0

Gender (youth parents only)

Female	0
Male	0
Transgender	0
A gender other than singularly female or male (e.g., non-binary, genderfluid, agender, culturally specific gender)	0
Questioning	0

Ethnicity (youth parents only)

Non-Hispanic/Non-Latin(a)(o)(x)	0
Hispanic/Latin(a)(o)(x)	0

Race (youth parents only)

White	0
Black, African American, or African	0
Asian or Asian American	0
American Indian, Alaska Native, or Indigenous	0
Native Hawaiian or Pacific Islander	0
Multiple Races	0

Chronically Homeless

Total number of households	0
Total number of persons	0

Race

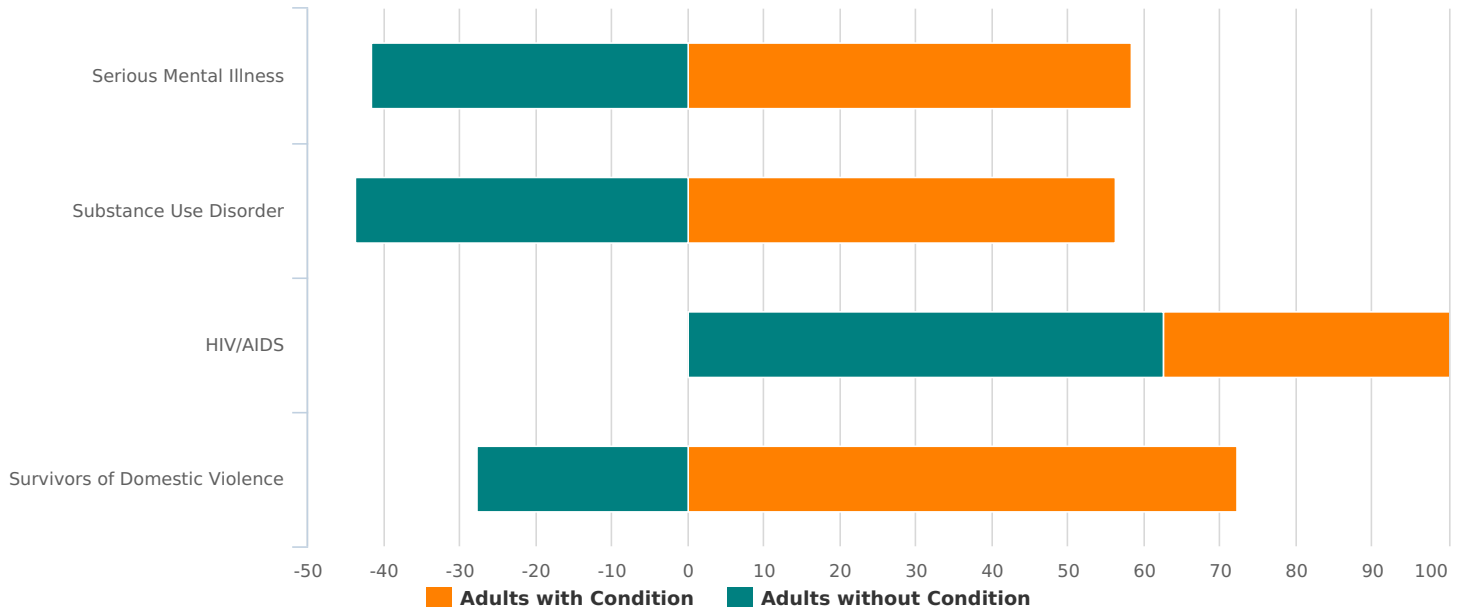
Gender

White Black or African American Asian
American Indian Native Hawaiian Multiple

Female Male Transgender
A gender other than singularly... Questioning

Additional Homeless Populations (Adults Only)

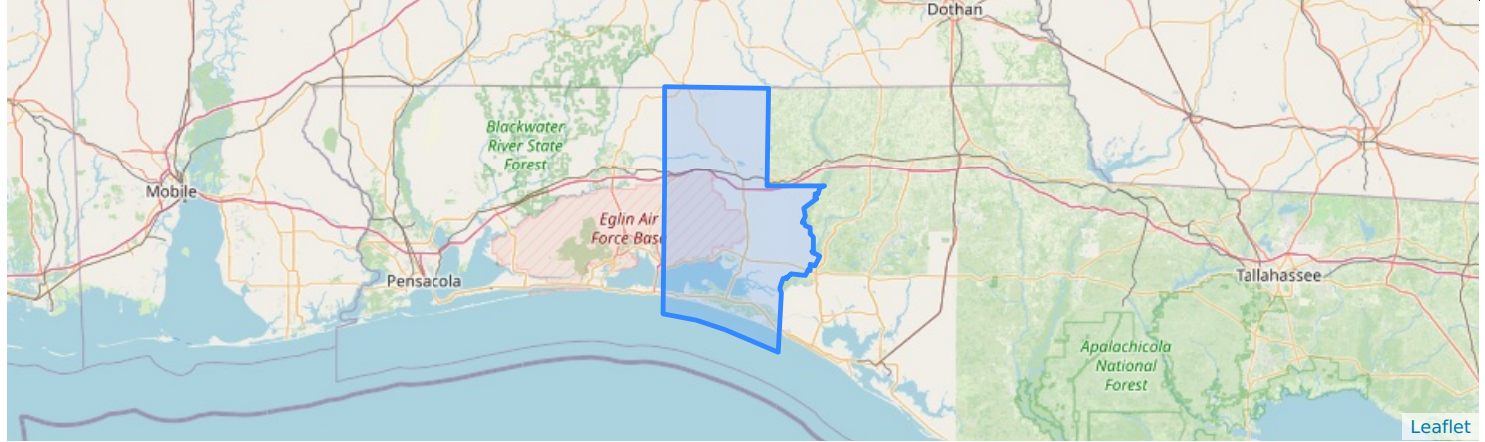
Adults with a Serious Mental Illness	28
Adults with a Substance Use Disorder	36
Adults with HIV/AIDS	3
Adult Survivors of Domestic Violence (optional)	13



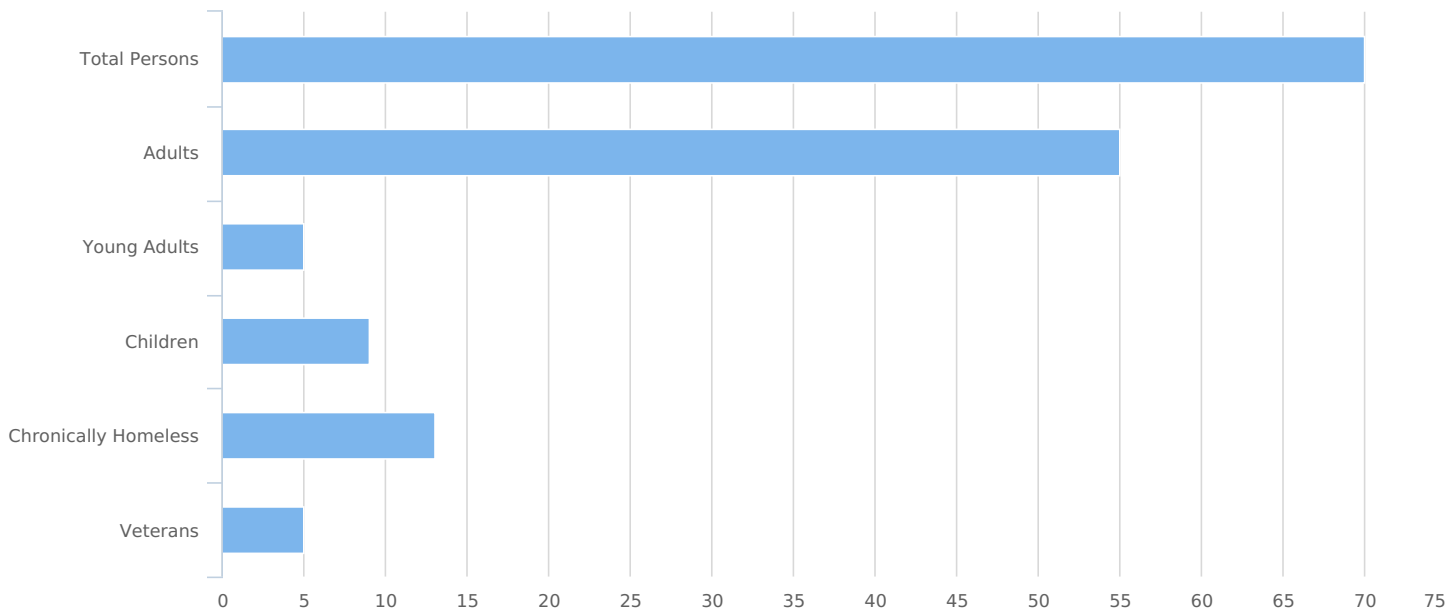
HUD Point in Time Report - Unsheltered

Count:	Okaloosa and Walton Counties 2023 Point in Time Count	Geography:	Walton
Created by:	McManus,Dianne	Created on:	02/02/2023 12:28 PM

Summary

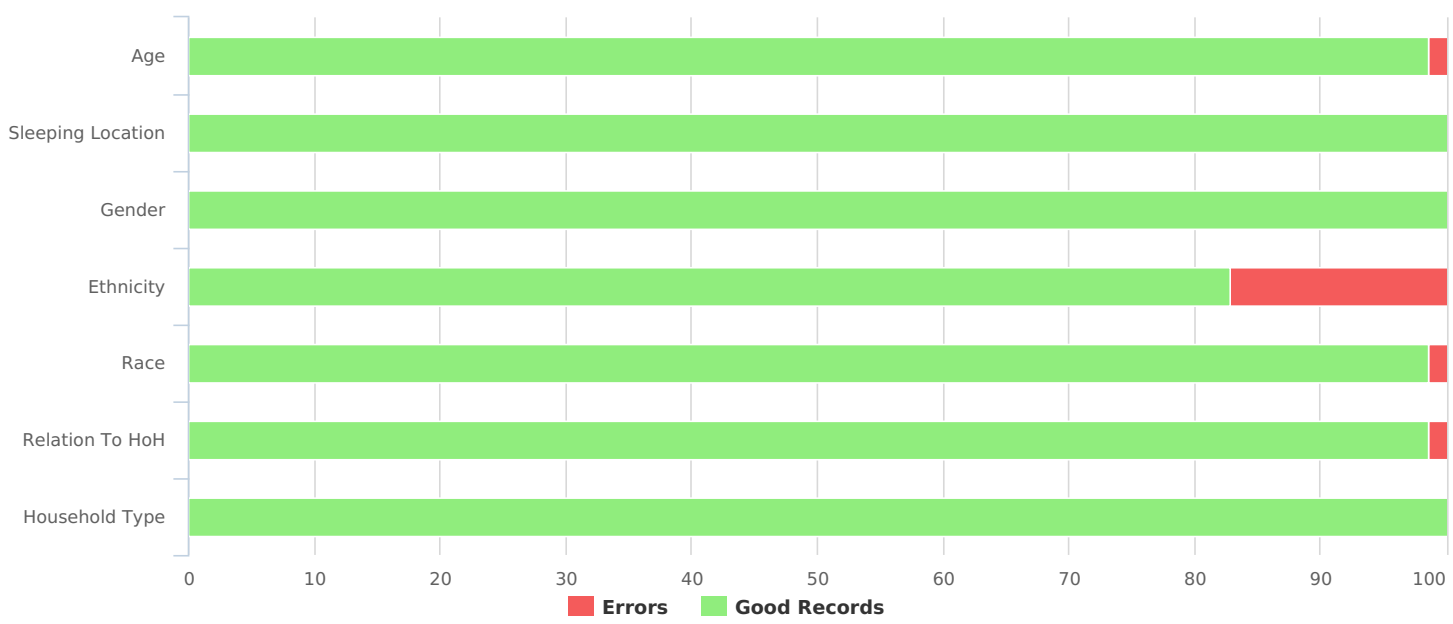


Total number of persons	70
Number of children (under age 18)	9
Number of youth (age 18 to 24)	5
Number of adults (age 25 to 34)	8
Number of adults (age 35 to 44)	21
Number of adults (age 45 to 54)	14
Number of adults (age 55 to 64)	8
Number of adults (age 65 or older)	4
Observed age 25 or older	1
Unknown Age	0
Chronically Homeless	13
Veterans	5



Data Quality Checks

Persons Missing Age Information	1
Persons Missing Sleeping Location	0
Persons Missing Gender	0
Persons Missing Ethnicity	12
Persons Missing Race	1
Persons Missing Relation to HoH	1
Persons with Unknown Household Type	0



All Households

Households with at Least One Adult and One Child

Household and Person Breakdown

Total number of households	5
Total number of persons	19
Number of children (under age 18)	8
Number of youth (age 18 to 24)	1
Number of adults (age 25 to 34)	3
Number of adults (age 35 to 44)	4
Number of adults (age 45 to 54)	2
Number of adults (age 55 to 64)	0
Number of adults (age 65 or older)	1
Observed age 25 or older	0

Gender

	Actual Count	Estimated Count	Total Gender Response Rate
Female	9	9	100%
Male	10	10	100%
Transgender	0	0	100%
A gender other than singularly female or male (e.g., non-binary, genderfluid, agender, culturally specific gender)	0	0	100%
Questioning	0	0	100%

Ethnicity

	Actual Count	Estimated Count	Total Ethnicity Response Rate
Non-Hispanic/Non-Latin(a)(o)(x)	17	19	89%
Hispanic/Latin(a)(o)(x)	0	0	89%

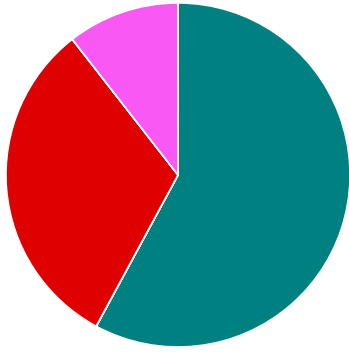
Race

	Actual Count	Estimated Count	Total Race Response Rate
White	11	11	100%
Black, African American, or African	0	0	100%
Asian or Asian American	0	0	100%
American Indian, Alaska Native, or Indigenous	6	6	100%
Native Hawaiian or Pacific Islander	0	0	100%
Multiple Races	2	2	100%

Chronically Homeless

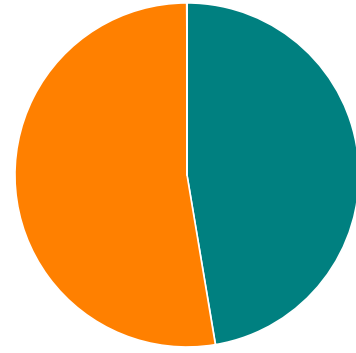
Total number of households	1
Total number of persons	4

Race



White Black or African American Asian
American Indian Native Hawaiian Multiple

Gender



Female Male Transgender
A gender other than singularly... Questioning

Households without Children

Household and Person Breakdown

Total number of households	47
Total number of persons	50
Number of youth (age 18 to 24)	4
Number of adults (age 25 to 34)	5
Number of adults (age 35 to 44)	17
Number of adults (age 45 to 54)	12
Number of adults (age 55 to 64)	8
Number of adults (age 65 or older)	3
Observed age 25 or older	1

Gender

	Actual Count	Estimated Count	Total Gender Response Rate
Female	17	17	100%
Male	32	32	100%
Transgender	0	0	100%
A gender other than singularly female or male (e.g., non-binary, genderfluid, agender, culturally specific gender)	1	1	100%
Questioning	0	0	100%

Ethnicity

	Actual Count	Estimated Count	Total Ethnicity Response Rate
Non-Hispanic/Non-Latin(a)(o)(x)	39	48.75	80%
Hispanic/Latin(a)(o)(x)	1	1.25	80%

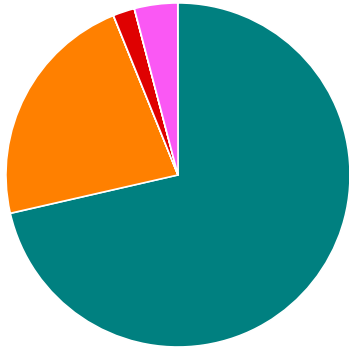
Race

	Actual Count	Estimated Count	Total Race Response Rate
White	35	35.71	98%
Black, African American, or African	11	11.22	98%
Asian or Asian American	0	0	98%
American Indian, Alaska Native, or Indigenous	1	1.02	98%
Native Hawaiian or Pacific Islander	0	0	98%
Multiple Races	2	2.04	98%

Chronically Homeless

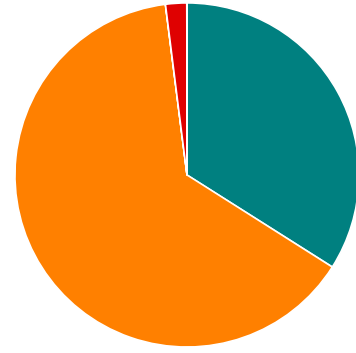
Total number of persons	9
-------------------------	---

Race



White Black or African American Asian
American Indian Native Hawaiian Multiple

Gender



Female Male Transgender
A gender other than singularly... Questioning

Households with Only Children

Household and Person Breakdown

Total number of households	1
Total number of children (persons under age 18)	1

Gender

	Actual Count	Estimated Count	Total Gender Response Rate
Female	0	0	100%
Male	1	1	100%
Transgender	0	0	100%
A gender other than singularly female or male (e.g., non-binary, genderfluid, agender, culturally specific gender)	0	0	100%
Questioning	0	0	100%

Ethnicity

	Actual Count	Estimated Count	Total Ethnicity Response Rate
Non-Hispanic/Non-Latin(a)(o)(x)	1	1	100%
Hispanic/Latin(a)(o)(x)	0	0	100%

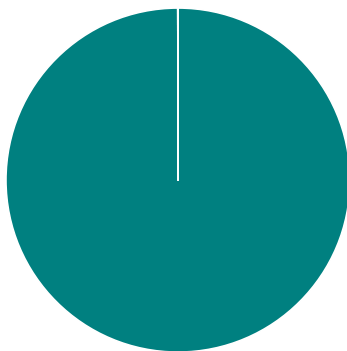
Race

	Actual Count	Estimated Count	Total Race Response Rate
White	1	1	100%
Black, African American, or African	0	0	100%
Asian or Asian American	0	0	100%
American Indian, Alaska Native, or Indigenous	0	0	100%
Native Hawaiian or Pacific Islander	0	0	100%
Multiple Races	0	0	100%

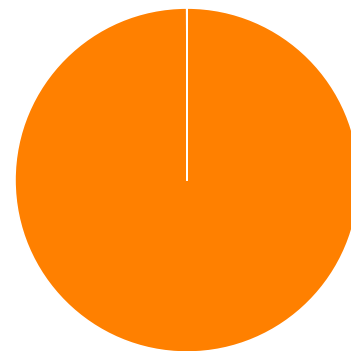
Chronically Homeless

Total number of persons	0
-------------------------	---

Race



Gender



■ White
 ■ Black or African American
 ■ Asian
 ■ American Indian
 ■ Native Hawaiian
 ■ Multiple

■ Female
 ■ Male
 ■ Transgender
 ■ A gender other than singularly...
 ■ Questioning

Veteran Households

Veteran Households with at Least One Adult and One Child

Household and Person Breakdown

Total number of households	0
Total number of persons	0
Total number of Veterans	0

Gender (veterans only)

	Actual Count	Estimated Count	Total Gender Response Rate
Female	0	0	-
Male	0	0	-
Transgender	0	0	-
A gender other than singularly female or male (e.g., non-binary, genderfluid, agender, culturally specific gender)	0	0	-
Questioning	0	0	-

Ethnicity (veterans only)

	Actual Count	Estimated Count	Total Ethnicity Response Rate
Non-Hispanic/Non-Latin(a)(o)(x)	0	0	-
Hispanic/Latin(a)(o)(x)	0	0	-

Race (veterans only)

	Actual Count	Estimated Count	Total Race Response Rate
White	0	0	-
Black, African American, or African	0	0	-
Asian or Asian American	0	0	-
American Indian, Alaska Native, or Indigenous	0	0	-
Native Hawaiian or Pacific Islander	0	0	-
Multiple Races	0	0	-

Chronically Homeless

Total number of households	0
Total number of persons	0

Race

Gender

■ White ■ Black or African American ■ Asian
■ American Indian ■ Native Hawaiian ■ Multiple

■ Female ■ Male ■ Transgender
■ A gender other than singularly... ■ Questioning

Veteran Households without Children

Household and Person Breakdown

Total number of households	5
Total number of persons	5
Total Number of Veterans	5

Gender (veterans only)

	Actual Count	Estimated Count	Total Gender Response Rate
Female	2	2	100%
Male	3	3	100%
Transgender	0	0	100%
A gender other than singularly female or male (e.g., non-binary, genderfluid, agender, culturally specific gender)	0	0	100%
Questioning	0	0	100%

Ethnicity (veterans only)

	Actual Count	Estimated Count	Total Ethnicity Response Rate
Non-Hispanic/Non-Latin(a)(o)(x)	4	5	80%
Hispanic/Latin(a)(o)(x)	0	0	80%

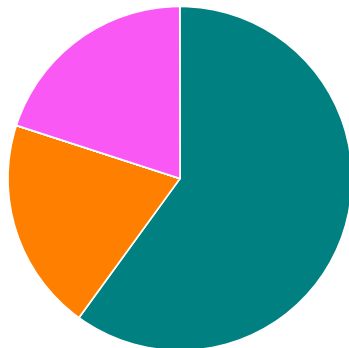
Race (veterans only)

	Actual Count	Estimated Count	Total Race Response Rate
White	3	3	100%
Black, African American, or African	1	1	100%
Asian or Asian American	0	0	100%
American Indian, Alaska Native, or Indigenous	0	0	100%
Native Hawaiian or Pacific Islander	0	0	100%
Multiple Races	1	1	100%

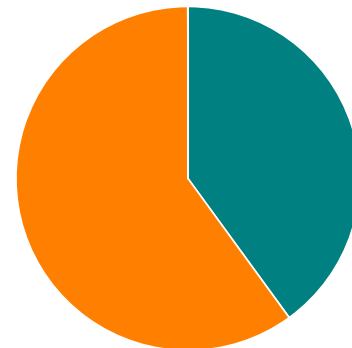
Chronically Homeless

Total number of households	0
Total number of persons	0

Race



Gender



■ White
 ■ Black or African American
 ■ Asian
 ■ American Indian
 ■ Native Hawaiian
 ■ Multiple

■ Female
 ■ Male
 ■ Transgender
 ■ A gender other than singularly...
 ■ Questioning

Youth Households

Unaccompanied Youth Households

Household and Person Breakdown

Total number of unaccompanied youth households	5
Total number of unaccompanied youth	5
Number of unaccompanied youth (under age 18)	1
Number of unaccompanied youth (age 18 to 24)	4

Gender (unaccompanied youth)

	Actual Count	Estimated Count	Total Gender Response Rate
Female	1	1	100%
Male	4	4	100%
Transgender	0	0	100%
A gender other than singularly female or male (e.g., non-binary, genderfluid, agender, culturally specific gender)	0	0	100%
Questioning	0	0	100%

Ethnicity (unaccompanied youth)

	Actual Count	Estimated Count	Total Ethnicity Response Rate
Non-Hispanic/Non-Latin(a)(o)(x)	5	5	100%
Hispanic/Latin(a)(o)(x)	0	0	100%

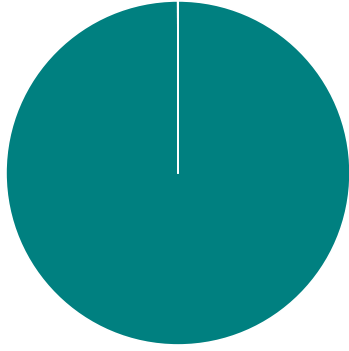
Race (unaccompanied youth)

	Actual Count	Estimated Count	Total Race Response Rate
White	5	5	100%
Black, African American, or African	0	0	100%
Asian or Asian American	0	0	100%
American Indian, Alaska Native, or Indigenous	0	0	100%
Native Hawaiian or Pacific Islander	0	0	100%
Multiple Races	0	0	100%

Chronically Homeless

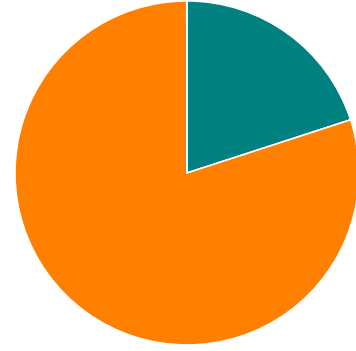
Total number of persons	0
-------------------------	---

Race



White Black or African American Asian
American Indian Native Hawaiian Multiple

Gender



Female Male Transgender
A gender other than singularly... Questioning

Parenting Youth

Household and Person Breakdown

Total number of parenting youth households	0
Total number of persons in parenting youth households	0
Total Parenting Youth (youth parents only)	0
Total Children in Parenting Youth Households	0
Number of parenting youth under age 18	0
Children in households with parenting youth under age 18	0
Number of parenting youth age 18 to 24	0
Children in households with parenting youth age 18 to 24	0

Gender (youth parents only)

	Actual Count	Estimated Count	Total Gender Response Rate
Female	0	0	-
Male	0	0	-
Transgender	0	0	-
A gender other than singularly female or male (e.g., non-binary, genderfluid, agender, culturally specific gender)	0	0	-
Questioning	0	0	-

Ethnicity (youth parents only)

	Actual Count	Estimated Count	Total Ethnicity Response Rate
Non-Hispanic/Non-Latin(a)(o)(x)	0	0	-
Hispanic/Latin(a)(o)(x)	0	0	-

Race (youth parents only)

	Actual Count	Estimated Count	Total Race Response Rate
White	0	0	-
Black, African American, or African	0	0	-
Asian or Asian American	0	0	-
American Indian, Alaska Native, or Indigenous	0	0	-
Native Hawaiian or Pacific Islander	0	0	-
Multiple Races	0	0	-

Chronically Homeless

Total number of households	0
Total number of persons	0

Race

Gender

■ White ■ Black or African American ■ Asian
■ American Indian ■ Native Hawaiian ■ Multiple

■ Female ■ Male ■ Transgender
■ A gender other than singularly... ■ Questioning

Additional Homeless Populations (Adults Only)

Adults with a Serious Mental Illness	4
Adults with a Substance Use Disorder	3
Adults with HIV/AIDS	0
Adult Survivors of Domestic Violence (optional)	4

